

Vivi Teacher Tip:



Share from Anywhere with Student Control

What is Share from Anywhere with Student Control?

Bring learners' work front and center by projecting students' screens at the touch of a button. Student Control engages more students in sharing because they can do it quickly and easily from the comfort of their seat – or anywhere else in the classroom!




- Watch the Vivi "Give Student Control" feature tutorial [here](#).


Research Connections:

Share from Anywhere with Student Control supports research-based instruction because it...

- Offers students **greater choice and agency** by giving them the opportunity to share their work directly with classmates at the touch of a button.
- Promotes peer learning and collaboration by giving all students – not just those who may be eager to come to the front of the classroom – the opportunity to **share their work with their peers from the comfort of their own spaces** in the classroom.



Socially
Connected



Actively
Engaging

Educator Tips & Tricks:

"I have students compose their own music using various websites. Once they have their composition complete they get to share it with the class using Vivi and Student Control. This has allowed more students to share during the class instead of plugging in each device and sharing visual/audio."

Julie Patchen

K-5 General Music Teacher, District Elementary Music Chair, & Building-Level Technology Facilitator



Research sourced from [The Learning Accelerator](#)

Check names and preview screens

- When students request to share, **take a moment to preview their screen** before giving them control to share their screen

Try this strategy when...

- You want to **showcase students' work without the fuss** – no erasing existing notes to create more whiteboard real estate, switching projectors or screens, or erasing students' work so that you can continue on with the lesson.
- You want to **encourage more hesitant participants to share, engage, and collaborate** with their classmates.

Join the [Vivi Teacher Community](#)

Share from Anywhere with Student Control

Try it in your own classroom!

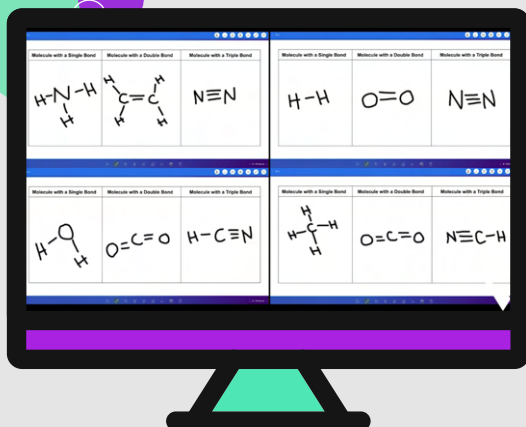


✓ Hear from other Vivi users

Listen as members of Vivi's Educator Council discuss how they use [Share from Anywhere with Student Control](#) to engage more learners and to bring their work front and center at the touch of a button.

✓ Learn about how one educator uses Share from Anywhere during music instruction

Students from Elkhorn Public Schools in Omaha, Nebraska, USA regularly share their compositions from their seats using Share from Anywhere with Student Control. K-5 General Music Teacher, District Elementary Music Chair & Building-Level Technology Facilitator Julie Patchen says more students are willing to share their compositions since they are able to write, produce, and share their compositions without coming to the front of the classroom to perform.



✓ See how students use Share from Anywhere to learn from each other

By allowing up to four students to share their screens, students can compare answers and share their work in a supportive and engaging way. This ability demonstrates to students that there are multiple ways to arrive at an answer – sparking their own critical thinking pathways.